

Quino

ROYAL SCHOOL

COLEXPERIENCIA



FUNDACIÓN REAL ESCUELA
ANDALUZA DEL ARTE ECUESTRE





ROYAL SCHOOL COLEXPERIENCIA

Let us show you the **Royal School** by the hand of our mascot Quino....

Your pupils will be immersed in each place of our venue, and they will leave it after having acquired a good knowledge about what the horsemanship and the horse culture means in Andalusia. Our intention is to provide a visitor-friendly illustration of everything adopting a didactic teaching method, but without forgetting that children wish to have a good time outside the usual school day. That is why we have created **"COLEXPERIENCIA"**, where your pupils will learn in a fun way about our horses daily life having a first-hand experience.

In order to present a structured and organized tour we have designed a route divided in different stages, where the children will learn, step by step, all the needs of a horse before reaching its moment to enter into the performance

"How the Andalusian horses dance".





As you can see on the map, **COLEXPERIENCIA** begins at the first stable and continues in the direction indicated by the red arrow on the map. It is a progressive itinerary which route advances from less to more, in a way similar to a normal working day in the Royal School. The walking direction will avoid going twice by the same way, thereby ensuring the security of **COLEXPERIENCIA**.



COLEXPERIENCIA





STABLE 1 HORSE FEED

We will explain the nutritional needs of a horse, which are very similar to those of a top athlete; and with a particular emphasis on the importance of providing a balanced nutrition.



STABLE 2 CLEANING A HORSE

The children will know why is so important to clean a horse, not only to protect it from parasites or infections, but also to improve its digestion and appetite.

We will describe the use of each tool that is part of this process.






STABLE 3 BRIDLE AND SADDLE

We will teach the children how to prepare a horse and all the necessary harnesses we use for it. They will learn specific equestrian words, such as headcollar, saddle pad, tack and saddle, etc...

TACK ROOM

You will visit our magnificent tack room, where the children will learn the harnesses we use everyday, and the special equipment we only use for the performances.



STABLE 4 TOUCHING A HORSE

The physical contact with the horses is the first step for their taming, and to try the horse let us to enter within its vital space. It is the first brick to build a relationship of trust with them, which in the end, is the basis of our aim to develop our training method.


ROYAL SCHOOL COLEXPERIENCIA





STABLE 5 HORSE SHOEING

The farrier of the Royal School will explain to the children that the horseshoes are the slippers of our horses, letting them know about the great importance of a good horseshoeing before training a horse.



STABLE 6 HORSE HOSPITAL

Our veterinarians will tell the children what they do when our horses become ill, and which are the main cares for the horses while they are in the hospital.



ROYAL SCHOOL COLEXPERIENCIA

HARNESS WORKSHOP

We will visit the harness workshop where our harness makers will show us a demonstration of their skills with the leather pieces.

They are responsible for making and repairing the handmade harnesses of our horses equipment.




ROYAL SCHOOL COLEXPERIENCIA

7 HORSE GYM

We will visit the horse walker.

This place is like a gym for a horse, where several equines can exercise when they are under the supervision of a person controlling them.




8 MARE WITH FOAL

Then, we will go to visit the youngest of the School, a newborn foal that will delight all the children. If it isn't breeding season, this activity will be replaced by the beauty of a horse walking in freedom.



ROYAL SCHOOL COLEXPERIENCIA

9 CARRIAGE MUSEUM



The Royal School has a Carriage Museum unique in the world. One of our carriages will be exhibited in the outdoor arena next to the Palace.



10 MUSEUM OF EQUESTRIAN ART



We will visit the Museum of Equestrian Art located in the majestic palace of the 19 th Century, which is inside the Recreo de las Cadenas.

ROYAL SCHOOL COLEXPERIENCIA



11 TRAINING

We will attend the training

of our Spanish horses in

the magnificent **'ALVARO DOMEQ'**

arena or in the outdoor riding arenas.





Quindó

THANK YOU